



PRESCHOOL WORLD ACTIVITY SITE [25 MINUTES]


Traveling Seeds



 **Eco-Question:** Why do people plant seeds?

 **Spiritual Question:** Why does God plant seeds?

 **What will kids do?** Kids explore how seeds travel, using active games and dancing.

 **Why is this activity important?** God has made an astounding variety of ways for seeds to travel! Wind, water, and animals all help seeds travel and find new places to grow. We can help seeds travel—we are sowers too!

DAY 1

Get Ready

- ❑ active traveling music—if you can find windy sounds, fabulous!

Get Set (Up)

Be prepared to run a couple of active games to get the wiggles out. Think relays, Red Light/Green Light, or Simon Says.

Go Green!

Seeds travel in many different ways: they are blown in the wind, they hitchhike on animals or people, they are eaten and then excreted or spit out by animals, they are carried and carefully planted by people, they float in water, they grow in flowers and then drop to the ground. Talk about the many ways seeds travel and then act it out!

Seed Traveling Relay: Form two or more teams. Give the first person on each team a real seed and then announce how it will be carried—by wind, water, stuck to an animal—and have kids pretend to carry the seed in that way. They can twirl in the “wind,” “swim the seed,” or stick it to their bodies to carry the seed down the length of the race and back to the next person on their team. A new mode of seed transportation is announced and away the next leg of the relay goes. At the end of the relay, poke the seed in some dirt and give it a mist of water. Everyone is a winner! Celebrate!

When the Wind Blows and the Water Flows and the Animal Moves: Line everyone up at one end of the classroom or a hallway. Call out directions such as, “You are a seed that blows in the wind! Ready, set, BLOW!” “You are a seed that travels in water! Ready, set, SWIM!” “You are a seed that travels on an animal! Ready, set, MOVE!” Each kid moves to the other end of the classroom or hallway, pretending to be blown by the wind, moved by water, or traveling on an animal. Have fun and be silly!

Seeds travel in so many different ways! Isn't it amazing how God made things in our world to work together? The wind, the water, the animals, and we all help God plant seeds!

Move to Act!

God's amazing seeds are everywhere! There are seeds that grow food, seeds that grow flowers, seeds that grow trees, seeds that grow other plants. They are everywhere! Once we start looking, they are easier to find. We've looked at a lot of seeds today, so your eyes are ready to spy them out in the world. See if you can find some seeds to show your family today. Look outside church. Look in your backyard. Look in your food. See what you can find! And watch for God's seeds of love, too—they're everywhere. God loves all people—the people we see every day, people we see once in a while, and people we will never see. The seed of God's love grows into love so big it goes all the way around the world. Watch for it and you'll see it. This is how God works!

greenER:

Gather real examples of different seeds and how they travel.

greenEST:

Take kids out to find real seeds in their natural habitat actually traveling by wind, water, animal, and so forth.

Leader Tip

Always have a book or two ready to read or look at. A book can fill a few minutes between activities, settle down a rowdy group, or provide a few minutes of rest.

EXTENSION: Put on some windy or watery traveling music and let kids dance like seeds being moved around! Give them scarves or props to dance with and dance with them!